

MITYLITE®

Poltrona Toledo



holsag[®]
by MityLite

SCHEMI

Altezza: 32,50" (82,55 cm)

Lunghezza: 22" (55,88 cm)

Altezza del braccio: 26" (66,04 cm)

Materiale della struttura: Legno duro di faggio europeo

Tipo di prodotto: Sedia

Altezza sedile: 18" (45,72 cm)

Larghezza sedile: 20" (50,80 cm)

Capacità di carico: 300 libbre (136,08 kg)

Larghezza: 23,50" (59,69 cm)

Peso: 13 libbre (5,90 kg)

Distanza tra le braccia: 20" (50,80 cm)

Quantità minima d'ordine: 1

Tipo di schiuma del sedile: Poliuretano

Lunghezza sedile: 18,50" (46,99 cm)

Garanzia: 10 anni

REQUISITI PERSONALIZZATI PER I TESSUTI

Stile del sedile	Posti totali	Interno posteriore	Esterno posteriore	Indietro Totale	iarde totali
1-10 sedie	0,85 iarde			0,9 iarde	1,75 iarde
Oltre 10 sedie	0,45 iarde			0,45 iarde	0,9 iarde

OPZIONI

OPZIONI DI TESSUTO

Visita il nostro Centro Tessuti per scoprire oltre 2.000 tessuti!

MACCHIE SULLE SEDIE DI LEGNO




Barile




Nero




Consiglio di
amministrazione




Cayenne




Carbone




Castagno



Cioccolato




Caffè




Velluto a
coste




Crema




Grigio




Noce antico




Macchiato



Mogano



Mocha




Naturale




Quercia




Grigio ciottoli




Tartufo



Grigio
vintage



Noce



Noce Neo