

# MITYLITE®

## Reveal MAX Linenless Rectangle Table



SPECIFICATIONS


Height: 29" (73.7 cm) - 30" (76.2 cm)	Width: 18" (45.7 cm) - 30" (76.2 cm)
Length: 60" (152.4 cm) - 96" (243.8 cm)	Weight: 27 lbs (12.2 kg) - 53 lbs (24 kg)
Product Type: Table	Minimum Order Quantity: 1
Warranty: 1 Year Tabletop, 10 year limited	Testing Certifications: ANSI/BIFMA X5.5-2014
Weight Capacity: 2,000 lbs (907.2 kg)	Glide Options: Non-Marring Plastic
Table Shape: Rectangle	Tabletop Thickness: 1.5" (3.8 cm)
Distance Between Legs: 54.8" (139.1 cm) - 62.7" (159.3 cm)	Distance From Edge To Legs: 1.3" (3.3 cm) - 16.7" (42.4 cm)
Number Of People Per Table: 2 - 10	Top Material: Compact Laminate
Apron Material: Aluminum	Folded Thickness: 2.5" (6.4 cm)

## OPTIONS


### TABLE HEIGHTS

29", 30"

### TABLE FRAME FINISHES



Black Sand



Cocoa



Pewter  
Sand



Silver Sand



Tungsten  
Sand



Urban  
Bronze  
Sand

### TABLE LEG STYLES



H-Leg

### TABLE SIZES

#### Best Sellers

18" x 72", 30" x 72"

#### Other Sizes


18" x 60", 18" x 96", 24" x 60", 24" x 72", 24" x 96", 30" x 60", 30" x 96"

### TABLETOP COLORS


#### Standard



Beigewood



Colombian  
Walnut



Graphite  
Nebula



White Barn

# Reveal MAX Linenless Rectangle Table

MITYLITE

## Upgrade



5th Ave Elm



Antique  
Marula Pine



Blackbird




Ebony Char




Magnolia



Mushroom



Nova  
Serrana



Oiled  
Soapstone



Park Elm



Pearl  
Soapstone



Portico  
Teak



Satin  
Stainless




Skyline  
Walnut



Veranda  
Teak



Weathered  
Char



White  
Carrara

## RECOMMENDED CARTS



RT Reveal Cart - Edge



RT Reveal High  
Capacity Cart



XpressPort Linenless  
Slant Stack Cart



XpressPort Space  
Saver Cart



XpressPort Slant  
Stack Cart