

# MITYLITE<sup>®</sup>

## Chaise d'appoint Lulea



holsag<sup>®</sup>  
by MityLite

## CARACTÉRISTIQUES

---

Hauteur: 32" (81,28 cm)

---

Largeur: 16,75" (42,55 cm)

---

Longueur: 20" (50,80 cm)

---

Poids: 12 livres (5,44 kg)

---

Matériau du cadre: hêtre européen

---

Quantité minimale de commande: 1

---

Type de produit: Chaise

---

Type de mousse de siège: polyuréthane

---

Hauteur du siège: 19,50" (49,53 cm)

---

Longueur du siège: 16" (40,64 cm)

---

Largeur du siège: 16,75" (42,55 cm)

---

Garantie: 10 ans

---

Capacité de charge: 300 lbs (136,08 kg)

## EXIGENCES EN MATIÈRE DE TISSUS PERSONNALISÉS


Style de siège	Nombre total de sièges	Intérieur du dos	Extérieur arrière	Retour Total	Total des verges
1 à 10 chaises	0,85 verges				0,85 verges
Plus de 10 chaises	0,4 yards				0,4 yards

## OPTIONS


### OPTIONS DE TISSU

Visitez notre centre textile pour découvrir plus de 2 000 tissus !


### TACHES SUR LES CHAISES EN BOIS




Baril




Noir




Promenade




Cayenne




Charbon de bois




Châtaigne



Chocolat




Café




Velours côtelé




Crème




Greige




Noyer patrimonial



Macchiato



Acajou



Moka




Naturel




Chêne




Gris galet




Truffe



Gris vintage



Noyer



Noyer Néo