

MITYLITE®

Tabouret de bar Lulea



holsag[®]
by MityLite

CARACTÉRISTIQUES

Hauteur: 41" (104,14 cm)

Largeur: 18" (45,72 cm)

Longueur: 20" (50,80 cm)

Matériau du cadre: hêtre européen

Quantité minimale de commande: 1

Type de produit: Chaise

Type de mousse de siège: polyuréthane

Hauteur du siège: 24" (60,96 cm) - 30" (76,20 cm)

Longueur du siège: 16" (40,64 cm)

Largeur du siège: 16" (40,64 cm)

Garantie: 10 ans

Capacité de charge: 300 lbs (136,08 kg)

EXIGENCES EN MATIÈRE DE TISSUS PERSONNALISÉS

Style de siège	Nombre total de sièges	Intérieur du dos	Extérieur arrière	Retour Total	Total des verges
1 à 10 chaises	0,85 verges				0,85 verges
Plus de 10 chaises	0,4 yards				0,4 yards

OPTIONS

HAUTEUR DU SIÈGE


24"

30"


OPTIONS DE TISSU

Visitez notre centre textile pour découvrir plus de 2 000 tissus !


TACHES SUR LES CHAISES EN BOIS




Baril




Noir




Promenade




Cayenne




Charbon de
bois




Châtaigne



Chocolat




Café




Velours
côtelé




Crème




Greige




Noyer
patrimonial



Macchiato



Acajou



Moka




Naturel




Chêne




Gris galet




Truffe



Gris vintage



Noyer



Noyer Néo