

MITYLITE®

Imara Mobile Bar



SPEZIFIKATIONEN

Höhe: 47,25 Zoll (120,02 cm)

Breite: 32,75 Zoll (83,19 cm)

Länge: 72 Zoll (182,88 cm)

Gewicht: 475 lbs (215,46 kg)

Bar-Oberkantentiefe: 30 Zoll (76,20 cm)

Material für Bartheken: Thinscape,
Kompaktlaminat

Breite der Bar-Oberseite: 7 Zoll (17,78 cm)

Dicke der Barplatte: .5

Arbeitstiefe der Barplatte: 11,88 Zoll (30,18 cm)

Rollen: 5" (2 verriegelbar, 2 nicht verriegelbar)

Fassadenmaterial: Wilsonart Laminat

Eisbrunnentiefe: 9" (22,86 cm)

Eisbrunnenlänge: 18 Zoll (45,72 cm)

Eisbrunnenbreite: 13 Zoll (33,02 cm)

Arbeitsbereich des Bedieners: 25 Zoll (63,50 cm)

Länge des Arbeitsbereichs des Bedieners: 64,75
Zoll (164,47 cm)

Produktform: Rechteck

Produkttyp: Tragbare Bar

Regalbreite: 32,75 Zoll (83,19 cm)

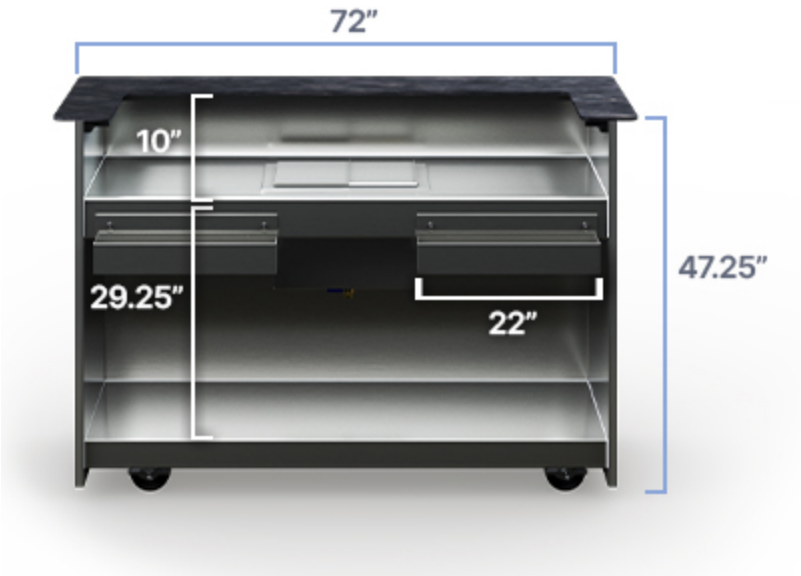
Schnellschientiefe: 3,63 Zoll (9,22 cm)


Länge der Schnellbahn: 22 Zoll (55,88 cm)

Breite der Schnellfahrtschiene: 4 Zoll (10,16 cm)

Standardzubehör: Isolierter Eisbehälter aus
Edelstahl mit Deckel und Kugelventil, abnehmbare
Schnellkupplungsschienen

Garantie: 1 Jahr





OPTIONEN

OPTIONEN FÜR BARTHEKEN


Kompaktlaminat




5th Ave Elm




Antike
Marula-Kiefer




Beigeholz



Amsel



Kolumbianische
Walnuss




Graphitnebel




Magnolie



Pilz



Geölter
Speckstein




Park Elm



Perlen-
Speckstein



Portikus aus
Teakholz



Edelstahl
satiniert



Skyline
Walnut




Studio Teak



Veranda Teak



Weiße
Scheune



Weißer
Carrara


Thinscape




Handgefertigtes Gewebe




Black Amani



Bosco Oscuro



Kalkutta Blanc




Cloudspun



Küstenweberei




Glut-Eukalyptus




Espresso Etimoe



Golden Shores Teak




Italienisches Carrara




Mittags-Mahal



Mistral Grey



Notte Nera



Pietra Noir



Sandrift-Kirsche



Nebel der Meereslinie




Serene Weave



Schattennetz



Specksteinnebel



Solenne-Marmor




Soluna




Spanischer Kalkstein



Sterling Kalkutta




Sonnenerwaschtes Mahal



Urbanes Gitter



Volakas-Marmor



Yamuna-Quarzit

FASSADENOPTIONEN



5th Ave Elm




Antike Marula-Kiefer




Handgefertigtes Gewebe




Beige Holz



Black Amani




Kalkutta Blanc




Cloudspun




Küstenweberei




Kolumbianische Walnuss



Ebony Recon



Glut-Eukalyptus




Espresso Etimoe



Golden Shores Teak




Graphitnebel



Madagaskar




Magnolie




Mistral Grey




Pilz




Notte Nera



Geölter
Speckstein




Palisades
Oak




Park Elm




Perlen-
Speckstein




Portikus aus
Teakholz



Sandrift-
Kirsche




Edelstahl
satiniert




Nebel der
Meereslinie




Serene
Weave




Schattennetz



Skyline
Walnut



Solenne-
Marmor



Soluna



Spanischer
Kalkstein




Sonnenerwaschene
Eiche



Urbanes
Gitter




Veranda Teak




Volakas-
Marmor



Weiße
Scheune



Weißer
Carrara



Wildkirsche


Upgrade – Metalllaminat



Satinieretes,
gebürstetes
schwarzes
Aluminium




Satinieretes,
gebürstetes
Goldaluminium



Satinieretes,
gebürstetes
Aluminium in
mittlerer
Bronze



Satinieretes,
gebürstetes
Aluminium



Satinieretes,
gebürstetes
Rauchaluminium


AKZENT-OBERFLÄCHEN



Schwarzer
Sand



Gebürsteter
Edelstahl



Anthrazit
Hammerschlag



Java



Zinnsand



Satin Nickel



Silbersand



Wolframsand



Urban Bronze