

MITYLITE®

Imara Klappstange



SPEZIFIKATIONEN

Höhe: 44,50 Zoll (113,03 cm)

Breite: 38,89" (98,78 cm)

Länge: 75,46 Zoll (191,67 cm)

Gewicht: 205 lbs (92,99 kg)

Bar-Oberkantentiefe: 38,89" (98,78 cm)

Material für Barthecken: 1/8" (0,32 cm)
Kompaktlaminat

Breite der Bar-Oberseite: 7,87 Zoll (19,99 cm)

Dicke der Barplatte: .92

Arbeitstiefe der Barplatte: 15,75 Zoll (40,01 cm)

Rollen: 4" (6 Verriegelungen)

Fassadenmaterial: 1/4" (0,64 cm) Kompaktlaminat

Eisbrunnentiefe: 7,70 Zoll (19,56 cm)

Eisbrunnenlänge: 19,80" (50,29 cm)

Eisbrunnenbreite: 11,84 Zoll (30,07 cm)

Arbeitsbereich des Bedieners: 24,38 Zoll (61,93 cm)

Länge des Arbeitsbereichs des Bedieners: 66,75 Zoll (169,55 cm)

Produktform: Rechteck

Produkttyp: Tragbare Bar

Schnellschientiefe: 3,90 Zoll (9,91 cm)

Länge der Schnellbahn: 3,97 Zoll (10,08 cm)

Breite der Schnellfahrtschiene: 17,88 Zoll (45,42 cm)


Standardzubehör: 2 herausnehmbare Eisbehälter aus Kunststoff, 2 herausnehmbare Speed Rails, Abdeckung

Garantie: 1 Jahr


OPTIONEN

OPTIONEN FÜR BARTHEKEN


Kompaktlaminat



5th Ave Elm




Antike
Marula-Kiefer




Handgefertigtes
Gewebe




Beigeholz




Black Amani




Kalkutta Blanc




Cloudspun




Küstenweberei




Kolumbianische
Walnuss




Ebony Recon




Glut-
Eukalyptus




Espresso
Etimoe



Golden
Shores Teak



Graphitnebel




Madagaskar




Magnolie




Mistralgrau




Pilz




Notte Nera



Geölter
Speckstein



Palisades
Oak



Park Elm



Perlen-
Speckstein




Portikus aus
Teakholz



Sandrift-
Kirsche




Edelstahl
satiniert




Nebel der
Meereslinie




Serene
Weave




Schattennetz



Skyline
Walnut



Solenne-
Marmor



Soluna



Spanischer
Kalkstein



Sonnenverwaschene
Eiche



Urbanes
Gitter




Veranda Teak




Volakas-
Marmor



Weiße
Scheune



Weißer
Carrara



Wildkirsche

FASSADENOPTIONEN



5th Ave Elm




Antike
Marula-Kiefer




Handgefertigtes
Gewebe




Beigeholz




Black Amani




Kalkutta Blanc




Cloudspun




Küstenweberei




Kolumbianische
Walnuss




Ebony Recon




Glut-
Eukalyptus




Espresso
Etimoe



Golden
Shores Teak



Graphitnebel



Madagaskar




Magnolie




Mistral Grey



Pilz



Notte Nera



Geölter
Speckstein



Palisades
Oak



Park Elm



Perlen-
Speckstein




Portikus aus
Teakholz



Sandrift-
Kirsche



Edelstahl
satiniert



Nebel der
Meereslinie




Serene
Weave




Schattennetz



Skyline
Walnut




Solenne-
Marmor



Soluna



Spanischer
Kalkstein



Sonnenverwaschene
Eiche



Urbanes
Gitter




Veranda Teak




Volakas-
Marmor



Weiße
Scheune



Weißer
Carrara



Wildkirsche

Upgrade – Metallaminat



Satiniertes,
gebürstetes
schwarzes
Aluminium



Satiniertes,
gebürstetes
Goldaluminium



Satiniertes,
gebürstetes
Aluminium in
mittlerer
Bronze



Satiniertes,
gebürstetes
Aluminium



Satiniertes,
gebürstetes
Rauchaluminium

ADD-ONS



Radabdeckung

Eine Metallabdeckung wird entlang der Unterseite des Rahmens angebracht, um die Rollen zu verdecken.

LED-Leuchten

Verbessern Sie das Ambiente mit einem magnetischen LED-Lichtstreifen

Zusätzliche Fassadenpaneele (4er-Set)

Bereiten Sie sich mit einem zweiten Satz Paneele aus einem anderen Laminat auf jede Event-Ästhetik vor.