

MITYLITE®

Table d'exposition Elevare



CARACTÉRISTIQUES

Hauteur: 30" (76,20 cm) - 42" (106,68 cm)

Longueur: 72" (182,88 cm)

Options de glissement: Plastique

Brevets: Base pliable sécurisée contre les doigts

Forme de la table: Rectangle

Matériau de qualité supérieure: Stratifié haute pression Wilsonart® (HPL), Composite Wilsonart® Thinscape®

Garantie: Garantie de 1 an pour la version de table, garantie limitée de 10 ans.

Largeur: 30" (76,20 cm) - 36" (91,44 cm)

Poids: 53 lbs (24,04 kg) - 87 lbs (39,46 kg)

Quantité minimale de commande: 1

Type de produit: Tableau

Épaisseur du plateau de table: 0,50" (1,27 cm) - 0,75" (1,91 cm)

Matériau de garniture: Noyau en résine apparente de couleur contrastante sur le composite Wilsonart® Thinscape® (avec bord carré ou bord tranchant) ; noyau en résine apparente noire sur le stratifié compact (avec bord carré ou bord tranchant) ; polymère résistant aux chocs assorti sur le HPL (bord assorti/arrondi).

OPTIONS

DIMENSIONS DES TABLES

Meilleures ventes

30" x 72"

Autres tailles

36 po x 72 po

HAUTEURS DE TABLE

30"


36"

42"


STYLE DE BORD DE TABLE



Lame de
couteau



Bord assorti
(arrondi)




Bord carré

COULEURS DE TABLE THINSCAPE


Stratifié compact - Standard



Bois beige



Noyer de
Colombie




Nébuleuse du
graphite



Acier
inoxydable
satiné



Skyline
Walnut



Studio Teak




Grange
Blanche


Stratifié compact - Mise à niveau



Orme de la 5e Avenue



Pin marula ancien



Merle



Magnolia



Champignon




Stéatite huilée




Orme du parc




Pierre à savon nacrée



Portique en teck



Véranda en teck




Carrare blanc


HPL avec chant assorti - Standard




Bois beige



Noyer de Colombie




Reconnaissance d'ébène



Nébuleuse du graphite



Skyline Walnut




Studio Teak




Cerise sauvage


HPL avec chant assorti - Mise à niveau



Orme de la 5e Avenue



Madagascar




Stéatite huilée




Chêne des palissades



Orme du parc




Acier inoxydable satiné




Carrare blanc


Thinscape - Standard




Tissage artisanal




Amani noir




Bosco Oscuro




Calcutta Blanc




Nuages filés




Tissage côtier




Eucalyptus braisé




Espresso Etimo



Teck des rivages dorés




Carrare italienne




Mahal de midi




Gris du Mistral




Notte Nera




Pietra Noir




Cerise des sables




Brume de la ligne de mer




Tissage serein




Toile d'ombre



Brume de stéatite




Marbre Solenne




Soluna




Calcaire espagnol



Sterling Calcutta




Chêne baigné de soleil




Taj Mahal



Treillis urbain




Marbre de Volakas




Quartzite de Yamuna

FINITIONS DES CADRES DE TABLE

Standard



Sable noir



Charbon martelé



Java



Sable d'étain



Nickel satiné



Silver Sand




sable de tungstène




Sable de bronze urbain

Mise à niveau




Champagne



Cacao



Sable doré



Argent AR



Or vintage

MODULES COMPLÉMENTAIRES



Puissance intégrée

Il intègre 3 prises de courant standard et 2 ports USB.

PANIERES RECOMMANDÉES



Chariot de table Elevare



Panier RT Reveal – Edge