

# MITYLITE<sup>®</sup>

## Chaise Campus 2



## CARACTÉRISTIQUES

---

Hauteur: 33" (83,82 cm)

---

Largeur: 19,25" (48,90 cm)

---

Longueur: 22" (55,88 cm)

---

Poids: 16 livres (7,26 kg)

---

Matériau du cadre: hêtre européen

---

Quantité minimale de commande: 1

---

Type de produit: Chaise

---

Type de mousse de siège: polyuréthane

---

Hauteur du siège: 18,50" (46,99 cm)

---

Longueur du siège: 17,50" (44,45 cm)

---

Largeur du siège: 17,50" (44,45 cm)

---

Garantie: 10 ans

---

Capacité de charge: 300 lbs (136,08 kg)

## OPTIONS

### OPTIONS DE REVÊTEMENT



Dos  
uniquement



Sellerie  
complète



Sans  
rembourrage




Siège  
uniquement


### OPTIONS DE TISSU

Visitez notre centre textile pour découvrir plus de 2 000 tissus !


### TACHES SUR LES CHAISES EN BOIS




Baril




Noir




Promenade




Cayenne




Charbon de  
bois




Châtaigne



Chocolat




Café




Velours  
côtelé




Crème




Greige




Noyer  
patrimonial




Macchiato



Acajou



Moka




Naturel




Chêne




Gris galet




Truffe



Gris vintage



Noyer



Noyer Néo

### MODULES COMPLÉMENTAIRES



## Ganging

Assemblez les chaises en rangées régulières et continues grâce à nos systèmes d'assemblage à charnières ou à emboîtement.