

# MITYLITE<sup>®</sup>

PORTABLE DANCE FLOOR

## MAGNATTACH<sup>®</sup>



The best portable dance floor on the market just got better. With more color options, a stronger laminate finish that is 2X more scratch resistant, and panels that are even lighter and easier to use, **Magnattach®** is unrivaled by the competition.

## PRODUCT FEATURES


- 1** Fastest assembly and disassembly in the industry—less than 7 minutes!
- 2** Lowest cost of ownership & operation in the industry
- 3** Holds securely with patented triple-lock system eliminating risk of injury and liability
- 4** Self-locking design means no moving parts or need for screws, cams, and tabs
- 5** Wilsonart® laminate finish now 2X more scratch resistant in a wide variety of colors
- 6** Low maintenance care with zero need for refinishing

**NEW DESIGN**  
**THINNER, LIGHTER**  
**& EASIER TO HANDLE**  
**THAN EVER BEFORE!**




## SURFACE FINISH OPTIONS


### STANDARD FINISHES



### OPTIONAL FINISHES \*\*



### EDGE RAMP FINISH OPTIONS



\*\* Optional Laminates: Minimum Order Quantity & Upcharges will apply. Contact your sales rep for details

## SURFACE

Constructed of .10" [.25 cm] thick Wilsonart® low-maintenance laminate. Bonding to frame & substrate is achieved via a neoprene-based, two part activated adhesive & a high-strength, flexible polymer adhesive.

## FRAME

Constructed from aircraft grade 6063-T5 tempered aluminum. Smooth strong welds are achieved via a special Helium MIG welding process. The aluminum lip encases & protects dance surface corners and sides and provides a smooth transition from panel to panel.

## EDGE & CORNER RAMPS

Made of 6063-T5 tempered aluminum. Each corner utilizes a large 'L box' gusset weld for superior strength. A low 11° slope makes floor entry and exit smooth and easy. Each edge spans two adjacent panels for a secure vice-like lock with no chance for panel separation.



## SUBSTRATE CORE

Lightweight, high-strength structural foam is sandwiched between multiple layers of high-pressure compact laminate top & bottom surfaces.



## LOCKING BARS

Permanent, steel locking bars are located within the frame sub channel and are made of hardened, cold rolled, zinc plated steel.



## MAGNETS

Each panel houses 60 Neodymium type 30 permanent magnets. This provides over 400 lbs of self-locking and holding power per panel. All magnets are nickel-plated and have a chamfered edge.



## CART

- Holds up to 26 dance floor panels (416 sq ft [38.6 sq meters]); equivalent to a 16'x24' floor
- Contains all required edging (16 straight edge pieces and 4 corners)
- Occupies only 12.5 sq ft of your valuable storage space.

## SINGLE PANEL SPECIFICATIONS

PANEL THICKNESS	PANEL DIMENSIONS	PANEL WEIGHT	PANEL SQ FT	WEIGHT/SQFT	EDGE RAMP SLOPE
.79" (2cm)	4' x4' (1.2mx1.2m)	41 lbs (18.6 kg)	16	2.56 lbs	11°



## SPECIFICATIONS

FLOOR SIZE	NUMBER OF PANLES	NUMBER OF EDGES	SHIPPING NET WEIGHT (cart and panels total weight)	CAPACITY (number of dancers)
8' x 12' (2.44m x 3.66m)	6	6	3,035 lbs	26
8' x 16' (2.44m x 4.88m)	8	8	3,795 lbs	34
12' x 12' (3.66m x 3.66m)	9	8	4,125 lbs	38
12' x 16' (3.66m x 4.88m)	12	10	5,215 lbs	50
12' x 20' (3.66m x 6.10m)	15	12	6,305 lbs	62
16' x 16' (4.88m x 4.88')	16	12	6,635 lbs	66
16' x 20' (4.88m x 6.10m)	20	14	8,055 lbs	82
16' x 24' (4.88m x 7.32m)	24	16	9,475 lbs	98
16' x 28' 4.88m x 8.53m)	28	18	11,410 lbs	114
16' x 32' (4.88m x 9.75m)	32	20	12,830 lbs	130
20' x 20' (6.10m x 6.10m)	25	16	9,805 lbs	102
20' x 24' (6.10m x 7.32m)	30	18	12,070 lbs	122
20' x 28' (6.10m x 8.53m)	35	20	13,820 lbs	142
20' x 32' (6.10m x 9.75m)	40	22	15,570 lbs	162
24' x 24' (7.32m x 7.32m)	36	20	14,150 lbs	146
24' x 28' (7.32m x 8.53m)	42	22	16,230 lbs	170
24' x 32' (7.32m x 9.75m)	48	24	18,310 lbs	194
24' x 36' (7.32m x 10.97m)	54	26	20,905 lbs	218
28' x 28' (8.53m x 8.53m)	49	24	18,640 lbs	198
28' x 32' (8.53m x 9.75m)	56	26	21,565 lbs	226
32' x 32' (9.75m x 9.75m)	64	28	24,305 lbs	258
32' x 36' 9.75m x 10.97m)	72	30	27,045 lbs	290
36' x 36' 10.97m x 10.97m)	81	32	30,630 lbs	326
36' x 40' (10.97m x 12.19m)	90	34	33,700 lbs	362
40' x 40' 12.19m x 12.19m)	100	36	37,100 lbs	402



#### **WARRANTY**

Visit [mitylite.com/warranty](http://mitylite.com/warranty)

#### **SUSTAINABILITY**

Truly sustainable products are those that not only minimize environmental impact, but also perform their function for an extended period of time. From the beginning, MityLite has utilized leading edge design techniques & quality materials that maximize product life span to minimize post-consumer waste.

**NOTE:** Subfloors used under Magnattach® installations must conform to ASTM and/or ACI standards for flooring flatness. During normal use and handling, Magnattach® portable dance floors will not interfere with electronics, medical devices, credit cards or hotel room keys.