



**MITYLITE<sup>®</sup>**

DURABLE LIGHTWEIGHT TABLES  
**ABS SPECIALTY TABLES**





MityLite sets the market standard for durability with lightweight ABS tables. Proprietary construction ensures edge and corner durability while a level table surface provides moderate heat shielding. MityLite's ABS Specialty tables are perfect for facilities looking for unique setup configurations.\*

PRODUCT FEATURES

- 1 Durable, lightweight design
- 2 Moderate heat shield subsurface
- 3 Stain-resistant tabletop wipes clean
- 4 Table legs fold for easy handling & storage
- 5 Non-marring glides




ABS TABLETOP COLOR OPTIONS

TEXTURED TABLETOP FINISHES




SMOOTH TABLETOP FINISHES (CUSTOM)



Note: SMOOTH Finish is an additional upcharge

LEG FINISH OPTIONS



ABS Round & Specialty Tables



\*These tables are not recommended for longterm outdoor use.



ABS Half Round



ABS Square




ABS Quarter Round



### UNDERSURFACE

Bottom of table is formed from high-impact ABS plastic and is permanently bonded to the internal wood laminate core and hard wood frame. (Gray undersurface shown.)



### INTERNAL WOOD CORE

A 0.10"-0.14" [2.5mm - 3.6mm] thick wood laminate layer is permanently bonded to both top and bottom ABS plastic. Laminate core keeps table flat and provides a moderate heat shield.



### WOOD FRAME

An internal hardwood frame is constructed of runners and cross members for additional strength, stability, and performance. The amount of wood varies depending on the size of the table.



### LEG ASSEMBLY

Leg assemblies are mounted to the internal wood frame using steel clamps. Clamps, folding mechanism, and brackets are secured into "T-Nut" type fasteners. "T-Nut" fasteners are pressed into frame and have anti-spin prongs.



### SPECIALTY

Square, Rectangle, and Quarter Round tables utilize MityLite's proprietary plycore construction for improved durability and lighter weight on unique sizes.



### EXTREME EDGE OPTION\*

Extruded aluminum edge reinforcement option for added strength and impact resistance. Perfect for rough setup crews and high-use/high-turn environments.

\* Not available on Specialty plycore construction tables.

### AVAILABLE DIMENSIONS

STYLE	SIZE	WEIGHT
Rectangle	24" x 48" (61cm x 122cm)	30 lbs (14kg)
Square	30" x 30" (76cm x 76cm)	26 lbs (12kg)
Square	36" x 36" (91cm x 91cm)	31 lbs (14kg)
Qtr Round	30" (76cm)	21 lbs (10kg)
Qtr Round	36" (91cm)	24 lbs (11kg)
Half Round	60" (152cm)	32 lbs (15kg)
Half Round	72" (183cm)	40 lbs (18kg)





#### WARRANTY

MityLite, Inc. warrants its ABS tables to be free from defects in materials and workmanship under normal use, service, and handling for fifteen (15) years from the date of purchase.

#### STANDARDS

All tables meet the American National Standard Institute's stability standard: ANSI-x5.5-1989.

#### SUSTAINABILITY

ABS tables are GREENGUARD Certified® and qualify for credits through LEED® and other sustainable building programs.